

CLASS A AIS TRANSCIVER

- ✓ **High resolution color display / All in one Class A transceiver**
- ✓ **Receiving multiple GNSS at once**
- ✓ **Compliant with the latest version of international regulations**



TRANSCEIVER

SI-70A

FEATURES

- ❖ Compliant with IEC61993-2 Ed.2.0 / IEC61162-1 Ed.5.0 / IEC62288 Ed.2.0 / ITU-RM.1371-5 / ITU-RM.493-14 / ITU-RM.825-3 / IMO Resolution MSC.74(69) / IEC60945 Ed 4.0 / IEC61108-1 / IEC61108-2, and the latest international regulations
- ❖ Isolated power supply voltage 11~36V (built in reverse prevention circuit)
- ❖ Two additional RS-232 outputs (built in protection circuit)
- ❖ Easy setting up at boot time and convenient keyboard.

- ❖ Various target ship alignment method (MMSI, distance, bearing descending/ascending order)
- ❖ Searching target ship with Ship name, MMSI
- ❖ Korean, Chinese, English, Russian menu option
- ❖ Day/Night time display mode
- ❖ Auto speed detection and checking of external sensor input
- ❖ Upgraded Self-diagnosis function / Internal fault diagnosis system for continuous diagnosis
- ❖ Easy software upgrade by using SD card(1G~16G available)

SPECIFICATIONS

POWER

- ❖ AIS unit DC IN : 12V(RX:0.9A/TX:5.2A)/24V(RX:0.5A/TX:2.5A)
- ❖ AC/DC unit (SP-70AD) AC IN : 100~230 VAC, 47~63 Hz
DC OUT : DC 24V

TRANSCEIVER

- ❖ TX/RX Frequency range : 156.025 ~ 162.025 MHz
- ❖ Default Frequencies : AIS1 (CH 87B) = 161.975 MHz(F1D)
AIS2 (CH 88B) = 162.025 MHz(F1D)
DSC (CH70 fixed) = 156.525 MHz(G2B)
- ❖ Power output : 12.5W (41dBm±1.5dB / 8.91W~17.78W)
or 1.0W (30dBm±1.5dB / 0.7W~1.41W)
- ❖ Antenna impedance : 50 ohms (SO-239)
- ❖ Sensitivity (AIS RX) : PER < 20% at -107 dBm
- ❖ Sensitivity (DSC RX) : BER < 10⁻⁴ at -107 dBm

DISPLAY

- ❖ LCD : 7 inch TFT color, 800 x 480

INPUT / OUTPUT COMMUNICATION

- ❖ SENS1/2/3 : IEC61162-1/2 (input only)
- ❖ LONG/AUX/PILOT : IEC61162-1/2 (input & output)

GNSS ANTENNA / RECEIVER SPECIFICATION

- ❖ Antenna : GNSS-70
(PATCH ANTENNA / TNC / RG-58U / Gain:17dB)
- ❖ Receiver : 72-channel u-blox engine / GPS / QZSS / GLONASS / BeiDou / Galileo / WAAS, EGNOS, MSAS.

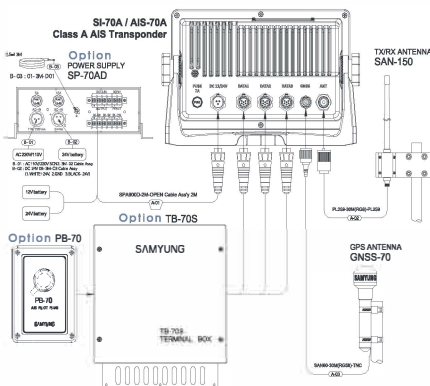
VHF SPECIFICATION

- ❖ Model name : SAN-150 (2dBi)
- ❖ Connector type : Standard female UHF
- ❖ Frequency range : 156-162 MHz, VSWR < 1.5:1
- ❖ Impedance : 50 ohm
- ❖ Output range : 100W

OPERATION ENVIRONMENT

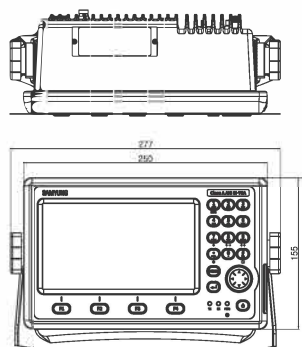
- ❖ Standards : IEC 60945 (EMC, Dry heat, humidity, low temperature, vibration, corrosion, compass safety distance, etc.)
- ❖ Antenna operation : -30°C to +70°C
- ❖ Main body operation : -15°C to +55°C
- ❖ Storing Temperature : -25°C to +75°C

CONFIGURATION



DIMENSIONS

SI-70A
2.5Kg




COMPONENTS

- ❖ SI-70A Main Unit
 - ❖ GNSS Antenna, Cable (GNSS-70)
 - ❖ VHF Antenna (SAN-150)
 - ❖ Operation manual
 - ❖ (Option) AIS Pilot plug (*PB-70)
 - ❖ (Option) Terminal box (*TB-70S)
 - ❖ (Option) AC/DC Power supply (*SP-70AD)
- *depend on the country

 **SAMYUNG ENC Co.,Ltd.**

69, Sangni-Ro, Youngdo-Gu, Busan, Korea, 49089(Dongsam-Dong)
 Head Office : +82 51-601-6666(Rep) Fax : +82 51-412-6616
 Marketing&Service Division : +82 51-601-5555(Rep) Fax : +82 51-413-4446, 601-5540
 +82 1577-0198(ARS) Fax : +52 51-416-5515
 A/S Center : overseas@samyungenc.com(Overseas Marketing&Service Team)

 KS Q ISO 9001:2015/ISO 9001:2015

