

# ASE HEADQUARTERS PUSH-TO-TALK (PTT)

ASE-9575P-HQ



## SUMMARY OF KEY FEATURES:

- ▶ PROVIDES OFFICE/IN-BUILDING SOLUTION FOR IRIIDIUM PUSH-TO-TALK (PTT)
- ▶ NATURAL USE WITH PALM/SPEAKER MIC.
- ▶ EXTEND USE WITH ANALOG PHONE ANYWHERE IN BUILDING (USE # KEY FOR PTT)
- ▶ EASY CONNECTION TO IRIIDIUM ANTENNA FOR INDOOR USE
- ▶ CONNECT GPS ANTENNA (OPTIONAL USE OF GPS ANTENNA-SEE DISCUSSION)
- ▶ RELIABLE ASE EQUIPMENT

## ASE-9575P-HQ HEADQUARTERS KIT

Shown below are the components that are included with, or needed for the ASE 9575P-HQ Kit.



### Antenna Solutions

Purchase separately-antennas and cable systems for HQ applications.



### Power Brick AC/DC

Reliable AC/DC power supply. Please specify country type. **Included in the kit.**



### Office Mount

Mounting for flexible installation. Pedestal and RAM mount together. **Included in the kit.**

# HEADQUARTERS DOCK-9575/9575P



## ASE-9575P-HQ

Voltage	10-32 VDC	Cable or DC Adapter
Power	12 Watts	Active Peak
Antenna Connections	Iridium TNC-F	GPS SMA-F
Operating Temp	-10 to 55 C	
Dimensions	13 x 6 x 4.5 in	33 x 15 x 11.5 cm
Weight	3.5 lbs	1.6 kg
Shipping Weight	6.0 lbs	2.7 kg
Shipping Dimensions	16 x 14 x 8 in	41 x 36 x 20 cm

# IRIDIUM 9575 PTT/VOICE HEADQUARTERS DOCKING STATION

## ADDITIONAL FEATURES/COMPONENTS



### Easy Office Integration

- › Use with Office Phones
- › Pound (#) acts as the PTT button
- › Run long distances into buildings easily



### PTT Ecosystem

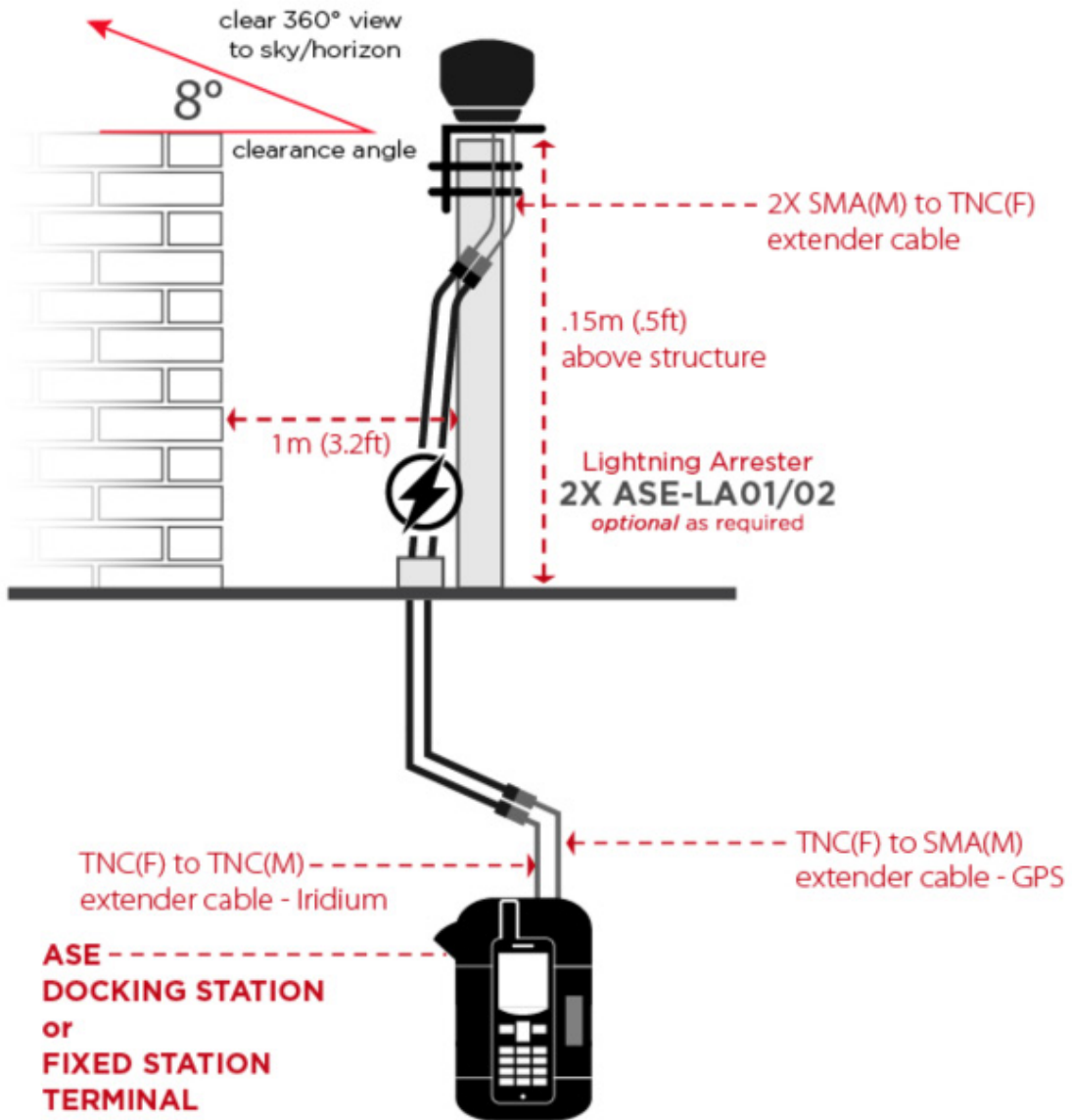
- Integrate easily with:
- › ASE vehicle solutions
  - › ASE portable solutions
  - › ASE interoperability solutions



### Antennas go the Distance

- › Passive antennas up to 20 meters
- › Active antennas up to 105 meters
- › Antennas not included- purchase separately.

# SYSTEM SETUP



## HQ INSTALLATION DIAGRAM

# PTT PACKAGES AND COMPONENTS-HQ

## SHIPPING INFORMATION

ASE-  
9575P-HQ-P

**Standard push-to-talk docking station with POTS and GPS:** Includes dock, office mount, fist speaker/mic. Recommended for push-to-talk applications.

**Harmonized Code - HTS#:** 8518.30.2000 **ECCN:** EAR99

**Shipping Dimensions:** 16in x 14in x 8in, 6lbs (41cm x 36cm x 20cm, 3kg)



ASE-  
9575P-HQ

**Standard push-to-talk docking station with POTS and GPS:** Includes dock, office mount. Recommended for voice or integration with office phone applications.

**Harmonized Code - HTS#:** 8518.30.2000 **ECCN:** EAR99

**Shipping dimensions:** 16in x 14in x 8in, 6lbs (41cm x 36cm x 20cm, 3kg)



ASE-DA12

**DA12 - 40ft (12m) 2 x LMR400 cable, dual (Iridium/GPS) antenna**

**Harmonized Code - HTS#:** 8517.70.0000 **ECCN:** EAR99

**Shipping dimensions:** 16in x 14in x 8in, 12lbs (41cm x 36cm x 20cm, 5kg)



ASE-DA20

**DA20:** 66ft (20m) 2 x LMR600 cable, dual (Iridium/GPS) antenna

**Harmonized Code - HTS#:** 8517.70.0000 **ECCN:** EAR99

**Shipping dimensions:** 20in x 16in x 14in, 20lbs (51cm x 41cm x 36cm, 9kg)



ASE-DA40

**DA40:** 131ft (40m) 2 x RG214 cable, active antenna, and GPS antenna

**Harmonized Code - HTS#:** 8517.70.0000 **ECCN:** EAR99

**Shipping Dimensions:** 20 x 16 x 14, 20 LBS (51cm x 41cm x 36cm, 14 kg)



ASE-DA70

**DA70 - 230 ft (70 m) 2 x LMR400 cable, active antenna, and GPS antenna**

**Harmonized Code - HTS#:** 8517.70.0000 **ECCN:** EAR99

**Shipping dimensions:** 22in x 18in x 16in, 52lbs (56cm x 46cm x 41cm, 24kg)



ASE-LA01

**Lightning Arrestor:** For active antenna

**Harmonized Code - HTS#:** 8517.70.0000 **ECCN:** EAR99

**Shipping dimensions:** 8in x 8in x 8in, 2lbs (20cm x 20cm x 20cm, 1kg)



## GPS ANTENNA FOR PTT? A DISCUSSION...

*Do I really need a GPS antenna for a headquarters installation?*

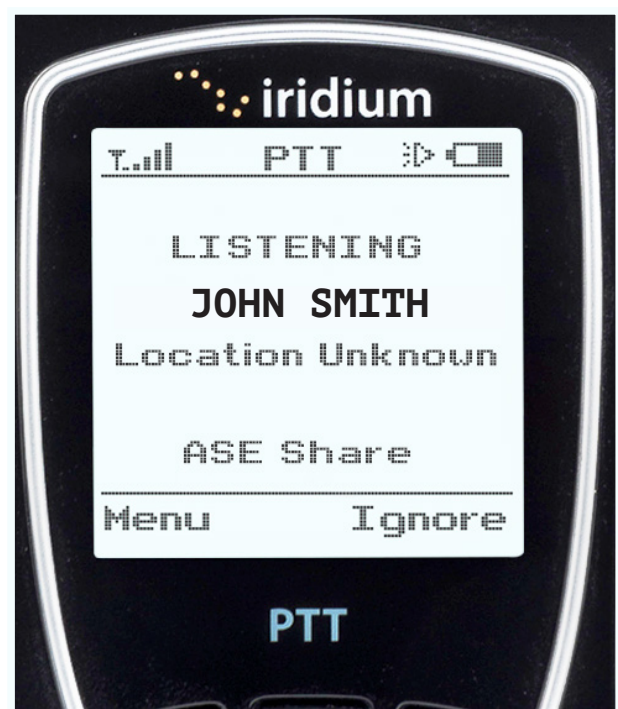
### NOT REALLY

Many people think that the GPS antenna is required for talk-group coverage, but this isn't true. Iridium has its own GPS derived from doppler onboard their satellites. The GPS for the Iridium Extreme PTT is used for the SOS-distress button on the Iridium handsets.

*What if I don't use a GPS antenna? What will happen?*



**WITH GPS ANTENNA - POSITION KNOWN**



**WITHOUT GPS ANTENNA- POSITION UNKOWN**

Shown on the left is a PTT screen that has a GPS antenna connected. Note that the distance is 232 km to the handset that is speaking. If we disconnect the antenna, shown on the right the same PTT screen shows "Location Unknown". The system still works fine without the GPS antenna.

### A WORKAROUND: SAVE COST, STILL GET FULL FUNCTIONALITY

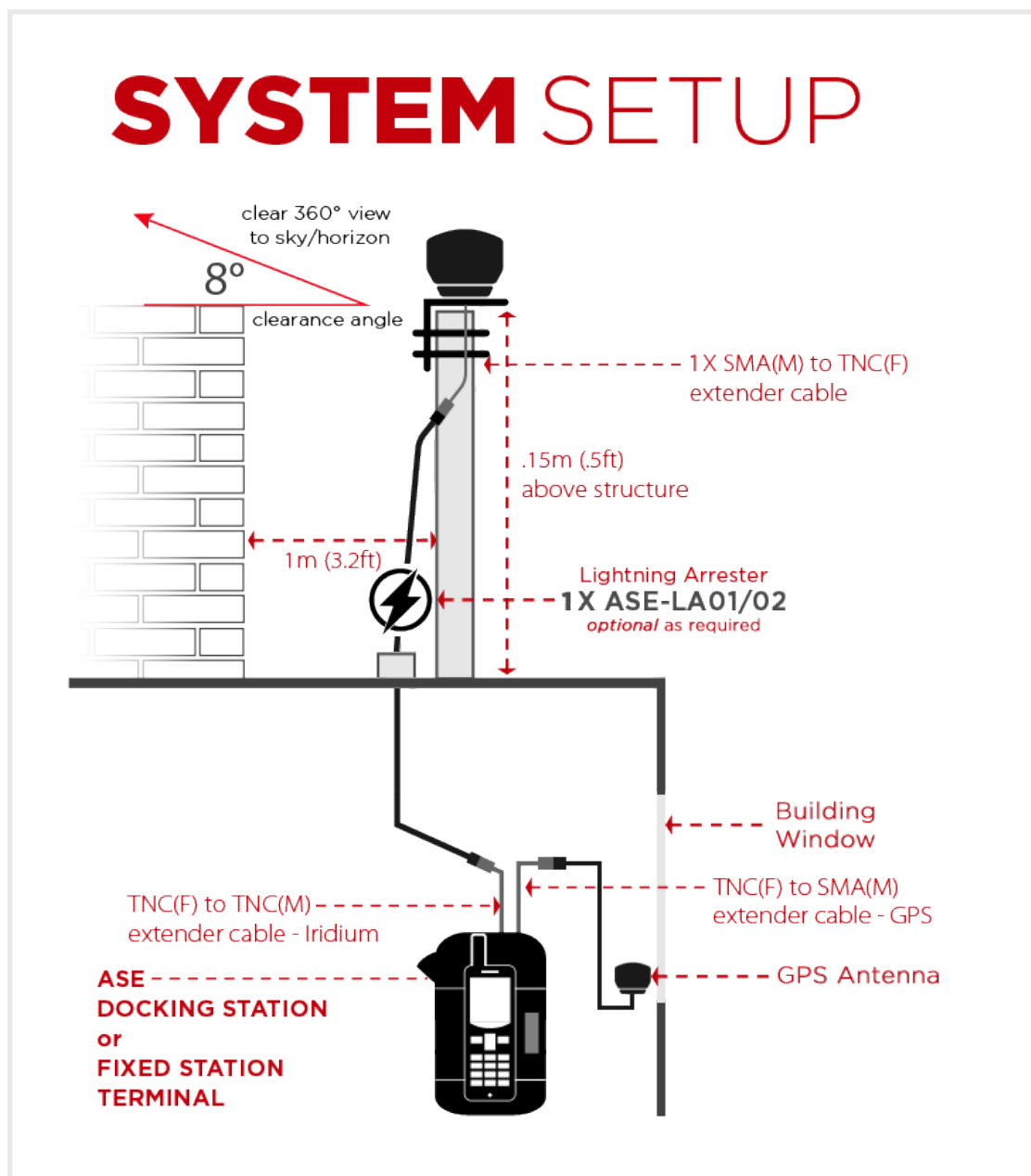
Shown on the next page is a workaround that preserves all functionality while saving the additional cost of purchasing and installing a GPS antenna on the rooftop.

## GPS ANTENNA: CONTINUED...

### POSSIBLE WORKAROUND

Keep in mind, the first thing to consider is to move the docking station as close to the upper floors of a building as possible and route an analog phone to where you would like the communication to occur. If this isn't possible, shown below is a quick workaround.

### USE A INEXPENSIVE GPS ANTENNA NEAR A WINDOW.



# CONTACT PERNIKA.COM

## Graha Pernika

Jl. Tebet Dalam III C/16, RT.005 RW.01  
Tebet - Jakarta Selatan 12810

Phone: +62 21 22835024

E-mail: [marketing@pernika.com](mailto:marketing@pernika.com)



 **pernika.com**

[www.pernika.com](http://www.pernika.com)